
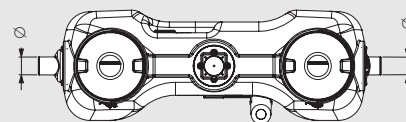

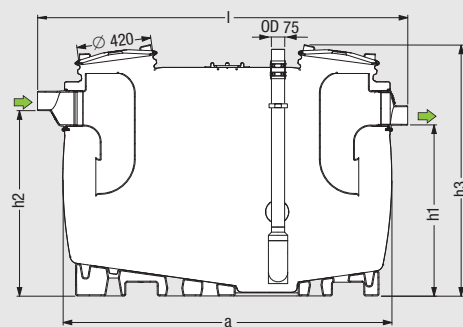


Grease separators for free-standing installation

EasyClean Standard (D)

Products

Illustration	Article description	NS	Weight	Article #	
 <p>Illustration shows Art. # 93 004.31/D</p> <p>Certification: Z-54.1-474</p> <p>Delivery: System completely assembled.</p> <p>Accessories: Sampling chamber, lifting stations</p>	Grease separator EasyClean Standard (D) NS ... <input type="checkbox"/> according to Euro Norm EN 1825, manufactured from virgin, non-recycled polyethylene. For free standing installation in frost protected areas, with integrated sludge trap, sloped interior base improves cleaning and reduces disposal time, inlet flow calming system and outlet flow regulation device, inlet and outlet interchangeable, slanted twin access covers with quick release odour tight snap closures, D version with factory installed pressure pipe suction outlet - requires disposal truck with vacuum system for separator disposal, disposal is completely odour free, 75 mm OD PN 10 pressure disposal pipe with integrated fork lift grips at base of separator, low weight - compact design, 100 % corrosion free polyethylene body construction (20 year warranty).			without SonicControl	
				without accessories	with inspection window
				93 002.01/D	93 002.21/D
				93 003.01/D	93 003.21/D
				93 004.01/D	93 004.21/D
				93 007.01/D	93 007.21/D
				93 010.01/D	93 010.21/D
				with refill inlet	with inspection window and refill inlet
				93 002.11/D	93 002.31/D
				93 003.11/D	93 003.31/D
				93 004.11/D	93 004.31/D
				93 007.11/D	93 007.31/D
				93 010.11/D	93 010.31/D
				with SonicControl	
				without accessories	with inspection window
				93 002.02/D	93 002.22/D
				93 003.02/D	93 003.22/D
				93 004.02/D	93 004.22/D
				93 007.02/D	93 007.22/D
				93 010.02/D	93 010.22/D
				with refill inlet	with inspection window and refill inlet
				93 002.12/D	93 002.32/D
				93 003.12/D	93 003.32/D
				93 004.12/D	93 004.32/D
				93 007.12/D	93 007.32/D
				93 010.12/D	93 010.32/D



Ø = Outer diameter

Technical note see page 274

Nominal size	Ø	a	Installation dimensions			h1	h2	h3	Wastewater contents		Grease storage	Total
			l	x	b				Sludge trap	Separator		
NS 2	110	1500	1735		680	985	1055	1435	200 l	400 l	100 l	600 l
NS 3	110	1500	1735		680	985	1055	1435	300 l	300 l	120 l	600 l
NS 4	110	1880	2115		680	985	1055	1435	400 l	400 l	160 l	800 l
NS 7	160	1910	2145		940	1185	1255	1655	700 l	650 l	280 l	1350 l
NS 10	160	2590	2820		940	1185	1255	1655	1000 l	900 l	400 l	1900 l

Grease separators for free-standing installation

Installation example *EasyClean Standard (D)*



- ① Grease separator
- ② Disposal line
- ③ Connection for disposal truck
- ④ Sampling chamber
- ⑤ Lifting station

EasyClean Standard (D) grease separators are designed according to EN 1825-1. These separators distinguish themselves through their ease of installation and nearly maintenance free characteristics.

The advantage of the *EasyClean Standard (D)* separators is that disposal can take place through permanently installed disposal lines while the twin covers of the separator remain closed. With this advantage, the disposal truck hooks up to a connection on an exterior wall of the building and, using its own pump, suctions out the entire contents of the separator without any unpleasant odours escaping.

According to DIN V 4040-2, the complete contents of the separator should be emptied, the unit cleaned and refilled with clean cold water every fourteen days or at a minimum of once every month.

Professional advantages

- **With direct disposal connection**
- **Disposal with the tank closed**
- **Low-maintenance operation**

- **Complete System Solution**

In addition to individual grease separators, KESSEL also offers complete separator packages consisting of grease separator, properly matched lifting station and advantageous accessories. All from one source - KESSEL.

- **Individual Solutions**

KESSEL offers a fully staffed Individual Solutions Department with experience in designing and manufacturing drainage products exactly meeting your specifications. For additional information please contact us directly to discuss your requirement. Contact information is found on page 3.

- **Grease separator calculation**



SmartSelect simply makes planning easier – calculation tool for separators at smartselect.kessel.com



Scan this QR code to directly view the corresponding product video.



Installation hints

Important is that a sampling chamber is installed after the outlet of the separator. The separator is installed completely level on a flat firm surface in a frost free area. The height of the room in which the separator is installed should allow easy removal and access of the two lids. In the case that the outlet of the separator is located below the local defined backwater level, a lifting station is to be installed according to EN 12056. In situations where the interruption of separator service is not allowable, a lifting station with double pumps is to be installed.

Notice

The *EasyClean Standard (D)* separator should be inspected and fully cleaned during every third disposal. In all circumstances where the accessibility of the disposal truck's suction hose to the separator is highly limited or impossible, KESSEL recommends the installation of a *EasyClean Standard (D)* unit. With the installation of the refill equipment, the separator can be refilled after disposal without the need of opening any of the covers and releasing strong and aggressive odours.